

St Albans - Reception Half Term Planning Tracker

Topic: Ourselves

Class Spiritual Value and Whole School Spiritual Value: Friendship

Term: Autumn Term 1




EYFS coverage	Week One What we will explore/experience/find out/learn	Week Two What we will explore/experience/find out/learn	Week Three What we will explore/experience/find out/learn	Week Four What we will explore/experience/find out/learn
Themes:	9/09/24 All About Me!	16/09/24 My Family (Phonics)	23/09/24 My Body	30/09/24 My House
Personal, Social & Emotional development	<p>We will become more independent at selecting and using activities and resources.</p> <p>Group game: Singing and clapping name introduction "my name is ---, hello ---, I am good at---."</p> <p>Also: "There's a little sandy boy/girl...he/she's crying because he/she's all alone..."</p> <p>Mirrors and face templates – draw a portrait of yourself using crayons link to Jigsaw planning</p> <p>Jigsaw: Being me in my world – Who...Me?</p>	<p>We will discuss who is in our family and what relation are they to us. Are all families the same?) We will talk about the special person in our family. What makes them special?</p> <p>Group game: Pass the smile. Passing a mirror around whilst singing: "my name is ---, hello ---"</p> <p>How do we feel when someone won't play with us? Introduce talk partners. What can we do to help each other?</p> <p>Jigsaw: <i>How am I feeling today?</i></p>	<p>We will talk about the things that we like or which make us happy, along with things that we don't like or find scary. Discuss our worries and how to resolve problems or concerns.</p> <p>We will practise being independent and asking for help when we need it. We will practice putting on and doing up our own coats.</p> <p>Play body parts bingo game</p> <p>Jigsaw: <i>Being at school</i></p>	<p>Circle time game – Pass a toy around the circle. When a child is holding the object, it is their turn to speak. Can the children say what kind of home they would like to live in? Encourage them to use their imagination – a fairy castle, a rocket ship, a house with its own football pitch!</p> <p>Jigsaw: <i>Gentle hands</i></p>
Communication & Language	<p>Expresses own preferences and interests using simple sentences, i.e. 'I like dancing because it's fun'. 'I don't like broccoli because it tastes horrible'</p>	<p>Describe a special event or occasion with our family.</p>	<p>We will learn to play Simon says and respond to simple instructions. When giving instructions we will describe our body parts e.g. broad shoulders.</p>	<p>Play a listening and attention game with the children. Place a number of items that you might find around the home, on a tray and cover with a blanket. Ask the children to guess how many are there, then double-check by counting. Remove one of the objects. Can they say which one has been removed?</p>

Physical Development	<p>Letter formation/awareness of surroundings in outside play.</p> <p>PE: Gymnastics: negotiating space in the hall.</p>	<p>We will play circle games such as fruit salad game, duck duck goose and What's the time Mr Wolf.</p> <p>PE: Balancing on tiptoes, one leg, big and small shapes.</p>	<p>We will learn about the effects of exercise on our bodies by running, skipping, jumping and hopping.</p> <p>PE: Walking and running quietly, exploring the space in the hall.</p>	<p>Practise balancing building bricks or blocks to build tall tower blocks</p>
Literacy & Useful texts	<p>Marvelous Me</p> <p><u>Activity:</u> To create all about me book</p> 	<p>We Are Family</p> <p><u>Activity:</u> Draw a picture of your family and discuss the roles of your family members.</p> 	<p>My Body</p> <p><u>Activity:</u> Write down what you think the skeleton characters might be saying in the speech bubbles.</p> 	<p>This is our House</p> <p><u>Activity:</u> We will write about our favourite room in our house. We will think about why it is important or special, what it has inside, how it makes us feel and what we do there.</p> 
Maths	<p><u>Activity:</u> We will match the numeral to ten candles.</p>	<p><u>Activity:</u> My Family Counting Activity Count the family members on the card and use a clothespin to mark the correct digit!</p>	<p><u>Activity:</u> To identify the number of fingers on the cards without counting</p>	<p><u>Activity:</u> Building a house with 3D shapes</p> <p>Talk about the different shapes used and their properties. Discuss and label the different shapes we use.</p>
Understanding the world	<p>We will make pictures of the flags that represent our family's heritage –watercolours for the heritage board.</p>	<p>We will discuss and share routines, traditions and special occasions that are important to our families.</p> <p>We will learn about a range of family groups including extended families and single parent families.</p> <p>‘Our Homes’ - making comparisons locally, making comparisons with homes from around the world</p>	<p>We will look at the different parts of our bodies and learn their names when singing head shoulders knees and toes.</p> <p>Making our faces using ICT games.</p>	<p>We will learn about different types of homes.</p> <p>We will explore a range of materials in our outdoor construction area. We will think about which materials would be good for building a home and which wouldn't, including what is waterproof, windproof, warm, etc.</p>
Expressive Arts & Design	<p>Self-portraits</p> <p>Sponge painting own worlds for the display.</p> <p>We will explore different colours using different media (paint, crayons,</p>	<p>We will paint pictures of special family activities e.g., football, birthdays etc.</p> <p>Family tree painting</p> <p>Sing songs and say poems about family members.</p>	<p>Making collages of our faces and bodies using magazines</p>	<p>We will explore a variety of materials to build a house for a class toy. We will use construction toys, junk modelling materials, playdough or paper and card.</p>

	chalk) and make a 'favourite colours' chart.	Rubbings of house number		
RE	What is precious to you?	How do Christians believe the world began?	What is special about the natural world?	What makes us unique?

EYFS coverage	Week Five What we will explore/experience/find out/learn	Week six What we will explore/experience/find out/learn	Week Seven What we will explore/experience/find out/learn
Themes:	7/10/24 Black History Month, Harvest and Art Week	14/10/24 Going on an adventure	22/10/24 What am I good at?

Personal, Social & Emotional development	<p>We will learn about our local community and gain a sense of pride in who we are and where we come from.</p> <p>We will enjoy joining in with family customs and traditions Circle Time: Handa and caring for her friend. Starter: play fruit salad. Make tropical fruit salad.</p> <p>Circle Time: What are we thankful for?</p> <p>Game: The jailer and the thief/What if?</p> <p>Recap on our Golden Rules and what we are/aren't allowed to do.</p> <p>Jigsaw: <i>Our rights</i></p>	<p>We will talk about the different settings seen in the story. We will use the story photos to talk about the different areas and share our own ideas and experiences, for example, have we ever seen snow before? Have we played in muddy puddles?</p> <p>Group game: Pass the handshake and smile If weather permits, use a ball to take turns rolling it to another friend by saying his or her name.</p> <p>Talk about using our kind hands (and feet) so as not to hurt our friends. Jigsaw: Gentle hands</p> <p>Jigsaw: Our responsibilities</p>	<p>Role-play: igloo/polar places</p> <p>Circle times/shared stories, songs and rhymes Parachute games</p> <p>We will discuss what we are good at.</p>
Communication & Language	<p>We will talk about our favourite animal in the story using full sentences to explain our selection and asking each other questions about their choices.</p>	<p>What makes you happy? We will draw what makes us happy and share it with the rest of the class. Use whiteboards on the carpet, modelling what makes you happy and why. Encourage reasoning. 'My mummy makes me happy because she is kind'</p>	<p>Joining in with circle times: weekend news/holiday news</p> <p>Songs about friendship</p>
Physical Development	<p>We will watch African dancing. We will make up dances for the soundtracks to Handa's Surprise.</p> <p>PE: Travelling in different ways, jumping from apparatus.</p>	<p>We will experiment with different ways of moving when playing outside and inside. Link to 'I'm going on a bear hunt' and positional language 'up, down, under, over'</p> <p>Maintains balance using hands and body to stabilise PE: Moving forwards and sideways, balancing on different parts of the body, using apparatus safely</p>	<p>Practise big and small hand movements with swirls, zigzags, circles and lines.</p> <p>PE: Moving like different Antarctic animals</p>
Literacy & Useful texts	<p>Handa's Surprise</p> <p><u>Activity:</u> Drawing and writing about our favourite fruit</p>	<p>We're going on a bear hunt</p> <p><u>Activity:</u> Using materials to retell the story; story map. Learning actions to verbally retell as a whole class.</p>	<p>Blue Penguin</p> <p><u>Activity:</u> We will write about a penguin.</p>

			
Maths	<p><u>Activity:</u> We will count out ten fruits. Doing a fruit survey of everyone's favourite fruits in the class.</p>	<p><u>Activity:</u> Count verbally to 10 and write numbers to 10 on a bear</p>	<p><u>Activity:</u> We will measure penguins with cubes.</p>
Understanding the world	<p>We will talk about the cardboard challenge and find out about all the other children that are taking part and what countries they are from.</p> <p>We will take photos of our own work and share them on the cardboard challenge website.</p>	<p>We will carry out Gummy Bears Science Experiment.</p> <p>Research bears on the Internet using a search engine.</p> <p>Talk about different types of bears and where they live. Play Bears of the world velcro activity to discuss countries, different types of bears and maps.</p>	<p>We will create a Penguin Habitat, add accessories to make it the perfect place for a penguin to live.</p> <p>Use the Internet to find some facts about penguins.</p>
Expressive Arts & Design	<p>Create clothing for Handa and Akeyo by decorating plain fabric. Use fabric crayons or attach cut out shapes.</p> <p>Listen to a selection of traditional music from Kenya and neighbouring countries by dancing or playing instruments.</p> <p>African necklace craft</p>	<p>Making portraits of ourselves using bright colours in the style of Henri Matisse for our topic display board</p> <p>Bear hunt story map</p> <p>Bear painting</p>	<p>We will explore different colours using different media (paint, crayons, chalk) and make a 'favourite colours' chart.</p> <p>We will tear up white and black paper and then assemble into a penguin shape.</p> <p>Penguin craft</p>
RE	<p>How can we show our thanks to God?</p>	<p>What and who do Christians believe is precious to God?</p>	