


# Year 1 Design and Technology



Textiles: Making Puppets


# Textiles: Puppets



We are making a friend for Beegu  
and


We are making puppets for  
to retell the story of Beegu at  
collective worship.

We used:  
fabric  
stapler and staples  
glue  
googly eyes



We had to join  
fabric together  
to make our  
puppet. We tried  
different  
methods.






We then designed our puppets.

We chose to staple the fabric together because it was the strongest method.



We labelled our designs too.








We followed our design by joining the fabric with staples and then used glue to stick the facial features onto the fabric.





## What went well:

The puppets fit our hands.

We can use them to retell the story of Beegu.

We think they look really nice.

The staples have kept the fabric joined even after we played with them.

## Tricky parts:

We found cutting fabric really difficult.

We wanted to put hair on our puppets but it got too messy with glue.

## Next time we would:

We need a stronger glue because some of our eyes and ears fell off.  
We will make clothes for our puppets.